


# *How To Register on HROCMMS*

- Suggestion for this manual may be sent at following Emails :
  1. [hspcbeeit@gmail.com](mailto:hspcbeeit@gmail.com)
  2. [hspcbho@gmail.com](mailto:hspcbho@gmail.com)

# Home Page of HROCMMS

Cyberoam Captive Portal x Online Industry Registrat x Online Consent Manag x Google x Downloads x



Not secure | hrocmms.nic.in/OCMMS/index.gsp



**Haryana**  
State Pollution Control Board

## Online Consent Management & Monitoring System

Ministry of Environment, Forest and Climate Change  
Government of India



HOME | FAQ | CONTACT US | HELP DESK | USER MANUALS

### News/Press


Joint Statement issued at the conclusion of he 22 Basic Ministerial Meeting on Climate Change India on 7 April 2016 Joint Statement issued....

The first meeting of the National River Basin Authority was held on 5 October 2009 under the Chairmanship of the Prime Minister. The meeting On July 10 ,2009 , the Supreme Court passed an order on the issue in response to an affidavit filed by the Ministry of Environment & Forests, along with The National

### Important Links

- Haryana State Pollution Control Board
- HROCMMS Android App

HSPCB office help desk from 9:00 AM to 5:00 PM Phone no. 0172-2577871



### About SPCB

The Pollution Control Board has been established as a regulatory authority for implementing various pollution control laws. [More>>](#)

### Hazardous Waste Management Granted Applications

[Hazardous Waste Management Granted Applications.](#)

[Consent Status](#)      [check list CTE](#)      [check list CTO](#)

[Terms and Conditions for Online Payment.](#)

[Procedure for Recovery of Password and ID](#)

o : +91 9899002993, +91 9899002997


User are advised to browse this site using Google chrome browser for trouble free filing.

### User Login

HSPCB Login  Industry/HCF Login

User ID :

Password :

Captcha Code  

[Forgot Password](#)

[New Industry Registration](#)

[Apply CTE in Single window](#)

Pollution Control Board, Copyright © 2009 All Rights Reserved.

Type here to search

ENG 11:32 AM  
INTL 19-05-2017

- If user has ID and password they can login directly.
- There are two type of logins, 1<sup>st</sup> is for the board user, “HSPCB login” and the 2<sup>nd</sup> is “Industrial/BMW login”.
- Industry/BMW user need to select ‘Industrial/BMW login’ after registration (When they get the ID and password).
- If they don’t have ID & Password then industry user need to register first for getting user ID and password.

- For registration, user need to click at 'New Industry Registration' link

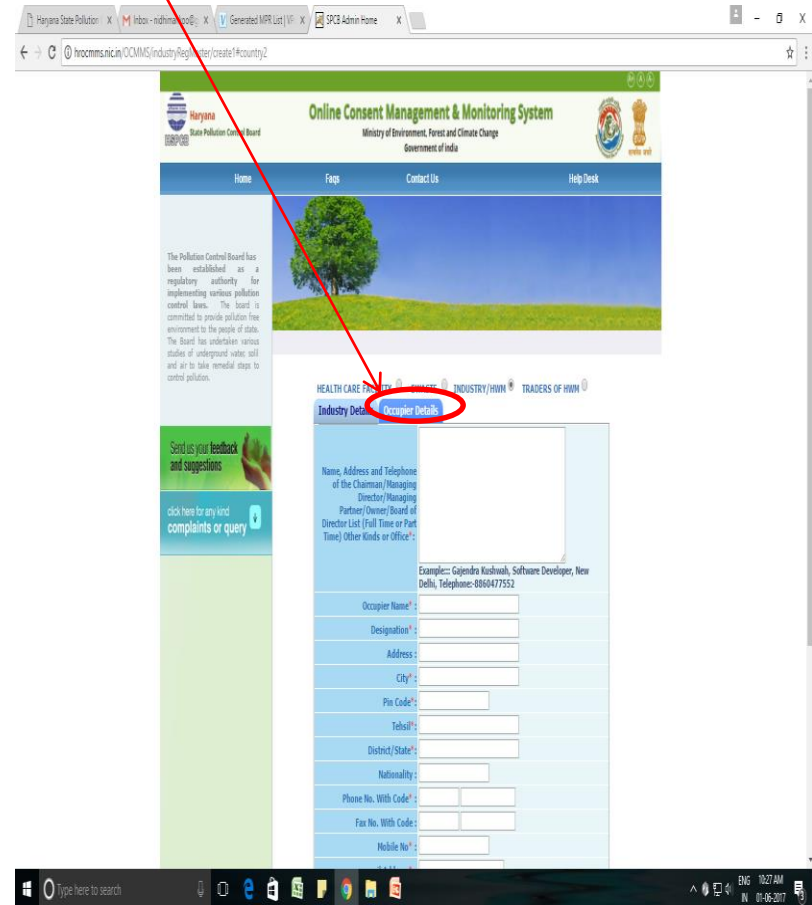
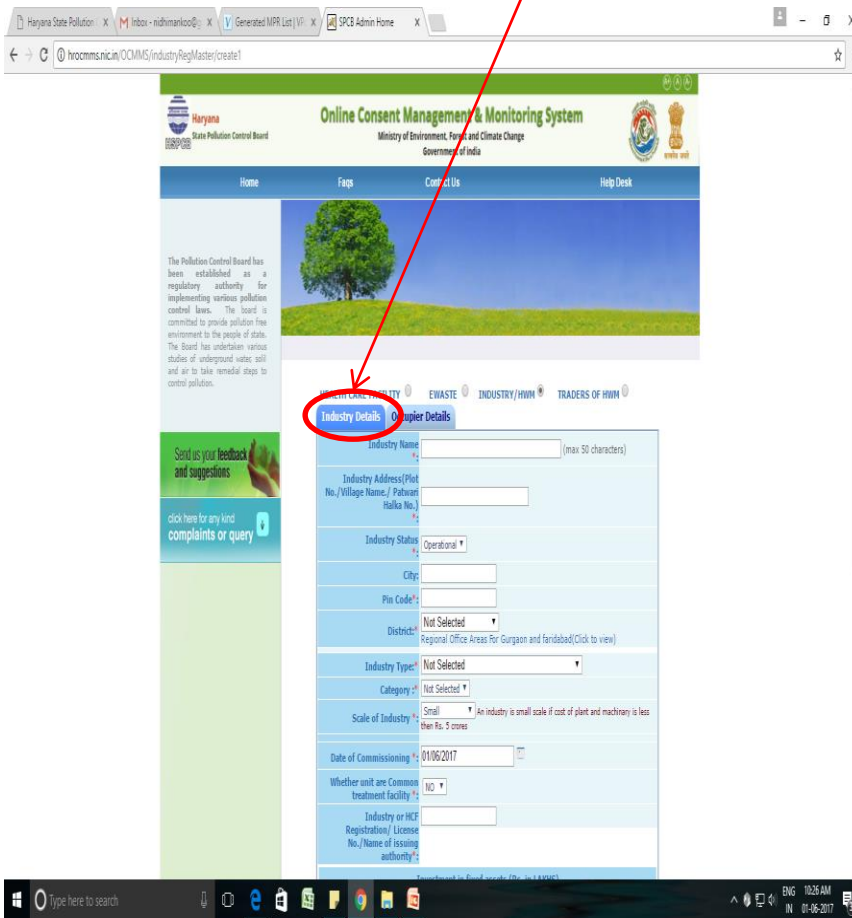
The screenshot shows the Haryana State Pollution Control Board (HSPCB) website. The main heading is "Online Consent Management & Monitoring System" under the Ministry of Environment, Forest and Climate Change, Government of India. The page includes a navigation menu with links for HOME, FAQ, CONTACT US, HELP DESK, and USER MANUALS. On the right side, there is a "User Login" section with options for HSPCB Login and Industry/HCF Login. Below the login fields, there is a "New Industry Registration" button circled in red, which is highlighted by a red arrow from the text above. Other sections include "News/Press", "Important Links", and "About SPCB".

Please select industry button for industry registration for consent under Water/Air Act or Authorisation under HWTM Rules.

**Note** :The BMW/HCE registration is for authorisation under BMW. So do not select it.

The screenshot displays the website for the Haryana State Pollution Control Board (HSPCB). The main heading is "Online Consent Management & Monitoring System" under the Ministry of Environment, Forest and Climate Change, Government of India. The navigation bar includes "Home", "Faq", "Contact Us", and "Help Desk". A central banner image shows a green tree on a grassy hill. Below the banner, there are four radio buttons for selection: "HEALTH CARE FACILITY", "EWASTE", "INDUSTRY/HWM", and "TRADERS OF HWM". A red arrow points to the "INDUSTRY/HWM" button. The left sidebar contains a paragraph about the board's role and a "Send us your feedback and suggestions" section with a "click here for any kind complaints or query" link. The Windows taskbar at the bottom shows the date as 01-06-2017 and time as 10:25 AM.

- Registration page will appear on screen. On this page user need to fill up all the details regarding industry and Occupier.



- After clicking on “save” button, user will get the message your user id and password has been sent to email-id. The ID and password can also be viewed from the print option.

The screenshot shows a web application interface. On the left, there is a sidebar with a 'Home' link and a text block about the Pollution Control Board. Below this is a green box for 'Send us your feedback and suggestions' and a blue box for 'click here for any kind complaints or query'. The main content area features a banner image of a tree and a success message: 'Industry Registration completed successfully. Your User Id and Password has been sent to your email-id. Please change your password within 15 Days from Today.' Below the message are two tabs: 'Industry Details' (selected) and 'Occupier Details'. To the right of the tabs is a 'Print' link. A red arrow points from the 'Print' link to the success message. Below the tabs is a table with industry registration details.

Industry Registration completed successfully. Your User Id and Password has been sent to your email-id. Please change your password within 15 Days from Today.

Industry Details	Occupier Details
Industry Name:	sanju testing4
Industry Address(Plot No./Village Name./ Patwari Halka No.)	1234
Status:	Proposed
City:	Amabala
Pin Code:	134107
District:	HISAR
Industry Type	Industry or process involving metal surface treatment or process such as pickling/ electroplating/paint stripping/ heat treatment using cyanide bath/ phosphating or finishing and anodizing / enamellings/ galvanizing
Category:	RED
Scale of Industry:	Medium/Large
Date Of Commissioning:	12/12/2011
Registration/License No./Name of issuing authority:	1234567897
Capital Investment of Land(In Lakhs)	1
Capital Investment of Building(In Lakhs)	2



- On home page, select “industrial login” enter the user id and password with captcha code and click login.

Then it will ask for change password as shown in next slide. Enter the old password and make a new password and save the password. Then login again.

Password should have minimum one numeric number (eg.1,2,3..), at least one special symbol (#,\$,@) and some alphabet (eg. a,b,c,d) the password should have minimum 8 or maximum 15 character.

Then update it and login again.



Home

The Pollution Control Board has been established as a regulatory authority for implementing various pollution control laws. The board is committed to provide pollution free environment to the people of state. The Board has undertaken various studies of underground water, soil and air to take remedial steps to control pollution.



Welcome Prashant

Date : 15-3-2013

Please Change Your Password For Security Purpose

### Change Password

Username *:	13PAN105531
Old Password*:	<input type="password"/> (enter old password)
Enter New Password *:	<input type="password"/> (enter new password)
Re-type New Password*:	<input type="password"/> (re-enter password)

\*Please follow the password format as (1 Special character(only @,#,\$), 1 number and min 8 character in length and maximum 15 character in length)

update

Reset

Send us your **feedback** and suggestions



click here for any kind **complaints or query**



# *How To Apply For Consent*

- Select the industrial login and enter the User Id and password. The home page of their Id will open. Here user can apply their consent application by clicking on “apply for consent”.

The screenshot displays the web interface of the Haryana State Pollution Control Board's Online Consent Management & Monitoring System. The page features a navigation menu with the following items: Home, Consent Management, Laboratory Management, Waste Management, CESS Management, Knowledge Base, and Logout. The 'Apply For Consent' option is circled in black. Below the navigation menu, there is a section for 'Industry Profile' and 'Change Password'. A green box prompts users to 'Send us your feedback and suggestions'. A blue box with a download icon says 'click here for any kind complaints or query'. The main content area includes a 'Welcome Prashant' message and a 'Date : 16-3-2013' timestamp. A table titled 'In-progress Application' and 'Completed Application' shows the following data:

Application No.	Application Date	Application For	Industry Name	Application Type	Certificate For
106905	16-03-2013 12:01	Air/Water/HWM	Prashant	CTE	new
106910	16-03-2013 12:04	both	Prashant	CTO	new

- Here the status of application is shown at the home page of user Id. There are two tabs 1<sup>st</sup> is “In progress Application” and the second one is “completed Application”. In progress contains that application which is in ID of industry and available for editing or further change by user. The completed application is that application which is submitted to the board and user can't make any change in this application. This application is in account of board as under process. However if the board raise clarification/ show cause notice then industry can make changes in the application. The information already can altered or any document can deleted new document can be uploaded.

The screenshot displays the web interface of the Haryana State Pollution Control Board's Online Consent Management & Monitoring System. The page features a navigation menu with options like Home, Consent Management, Laboratory Management, Waste Management, CESS Management, Knowledge Base, and Logout. A central banner area includes a tree image and a welcome message for 'Prashant' dated 16-3-2013. Below this, there are two tabs: 'In-progress Application' and 'Completed Application'. The 'Completed Application' tab is active, showing a table with application details.

Application No	Application Date	Application For	Industry Name	Application Type	Certificate For
106906	16-03-2013 12:01	Air/Water/HWM	Prashant	CTE	new
106910	16-03-2013 12:04	both	Prashant	CTO	new

- Click “Apply for consent”, a page will be appear on the screen. Select here Consent type, CTO (Consent To Operate).

Haryana State Pollution Control Board  
**Online Consent Management & Monitoring System**  
 Ministry of Environment, Forest and Climate Change  
 Government of India

Home | Consent Management | Laboratory Management | BMW | HWM | Annual Report | CESS Management | E-Waste | Logout

Apply For Consent  
 Industry Profile  
 Change Password  
 Delete Application  
 Online Payment Transactions

Welcome qwerty testing Date : 1/6/2017

You have already registered with Haryana OCMMS

**Apply For Consent**

Consent Type\*:  CTO

Consent For\*:  Air  Water  Both

CTO Trial\*: NO

Consent From\*: 01/06/2017

Consent To\*: 01/06/2017

Whether the industry/project is covered under the Environment Impact Assessment (EIA) Notification dated 14.09.2005 as amended from time to time or not and if yes, the status of obtaining environmental clearance from MoEF/State Level Environment Impact Assessment Authority\* : NO

Do you have Environmental clearance : Please Select

Do you fall in protected area?(Notified by government)\* : NO

Whether the industry has installed the complete machinery for which it had obtained 'consent to establish' (NOC) from the Board or not and if not, the details thereof : YES

Next

# When user select CTO then following page will appear

The screenshot displays the Haryana State Pollution Control Board (SPCB) Online Consent Management & Monitoring System (OCMMS) interface. The browser address bar shows the URL: `hrocms.nic.in/OCMMS/indApplicationDetails/applyConsent`. The page header includes the Haryana SPCB logo and the text: "Online Consent Management & Monitoring System, Ministry of Environment, Forest and Climate Change, Government of India".

The navigation menu includes: Home, Consent Management, Laboratory Management, BMW, HWM, Annual Report, CESS Management, E-Waste, and Logout. The left sidebar contains: Apply For Consent, Industry Profile, Change Password, Delete Application, and Online Payment Transactions.

The main content area displays a welcome message: "Welcome qwerty testing" with the date "Date : 1/6/2017". A red message states: "You have already registered with Haryana OCMMS".

The "Apply For Consent" form is shown with the following fields:

- Consent Type\*:  CTO (indicated by a red arrow)
- Consent For\*:  Air  Water  Both
- CTO Trial: NO
- Consent From\*: 01/06/2017 (dd/MM/yyyy)
- Consent To\*: 01/06/2017 (dd/MM/yyyy)
- Whether the industry/project is covered under the Environment Impact Assessment (EIA) Notification dated 14.09.2006 as amended from time to time or not and if yes, the status of obtaining environmental clearance from MoEF/State Level Environment Impact Assessment Authority\*: NO
- Do you have Environmental clearance: Please Select
- Do you fall in protected area?(Notified by government)\*: NO
- Whether the industry has installed the complete machinery for which it had obtained 'consent to establish' (NOC) from the Board or not and if not, the details thereof: YES

The "Next" button is visible at the bottom of the form.

- When user select the CTO then one can select option such as CTO for air/ water/ Both



# After this write the period of consent in DD/MM/YYYY format

Haryana State Pollution Control Board

**Online Consent Management & Monitoring System**  
Ministry of Environment, Forest and Climate Change  
Government of India

Home | Consent Management | Laboratory Management | BMW | HWM | Annual Report | CESS Management | E-Waste | Logout

Apply For Consent

Industry Profile

Change Password

Delete Application

Online Payment Transactions

Welcome qwerty testing Date : 1/6/2017

You have already registered with Haryana OCMMS

Send us your feedback and suggestions

click here for any kind complaints or query

**Apply For Consent**

Consent Type\*:  CTO

Consent For\*:  Air  Water  Both

CTO Trials: NO

Consent From: 01/06/2017 eg. (dd/MM/yyyy)

Consent To: 01/06/2017 eg. (dd/MM/yyyy)

Whether the industry/project is covered under the Environment Impact Assessment (EIA) Notification dated 14.09.2006 as amended from time to time or not and if yes, the status of obtaining environmental clearance from MoEF/State Level Environment Impact Assessment Authority \* : NO

Do you have Environmental clearance : Please Select

Do you fall in protected area?(Notified by government)\* : NO

Whether the industry has installed the complete machinery for which it had obtained 'consent to establish' (NOC) from the Board or not and if not, the details thereof : YES

Next

Windows taskbar: Type here to search, 11:43 AM, 01-06-2017

If you do not have all the details with you at this time, then you can fill whatever you have. In this case, you can click button 'Inprogress' and then 'Save'. Now It will save your application in OCMMS and a number shall be allotted ( See next slide ) and you can logout. You can collect all the details as per your convenience and then login at any time.

The screenshot displays a web browser window with the URL `hrocmms.nic.in/OCMMS/indApplicationDetails/doGetShow#country9`. The page contains a form with the following sections:

- Will the applicant utilize the effluent collection, treatment and disposal system, if provided :**  NO
- if not provided, details of proposed arrangements for the treatment of effluents:**
- Whether the site of industry/project is located within or outside the municipal limits? (Please attach a certificate from the M.C. in this regard) :**  Within M.C. limit  No file chosen
- Does the location satisfy the requirements under relevent central/State government notifications on ecologically fragile area etc., if so give details?\***  NO
- Details of planning permission obtained from municipal corporation/directorates of urban development of town & country planning/haryana urban development authority ,whichever applicable:**
- Name of the municipal Coporation/Panchayat under whose jurisdiction the unit is located :**
- Name of the authority granting permission of water supply if applicable and quality permitted :**
- If registered as a small-scale industrial unit give number Date of registration :**  Enter Date (mm/DD/yyyy)
- Whether Manufacturing Process Involved :**   No file chosen
- Area available for the use of treated sewage/trade effluent(acres) :**
- Area proposed to be developed (acres):**

Below the form, there are buttons for **Add**, **View**, and **Delete**. A **NEXT** button is also present.

At the bottom, there is a section for saving the application:

Do You Want To Save The Application as  Completed  In Progress  
\*\*Note: Select Completed to submit your application to HSPCB official  
Select In-Progress to keep application in your account for future editing

A **Save** button is located below this section. A red arrow points to the **In Progress** radio button.

You can view your “Application Number”. At this stage the application is not submitted to HSPCB and hence can not be viewed by officers of HSPCB

Haryana State Pollution Control Board  
Online Consent Management & Monitoring System  
Ministry of Environment, Forest and Climate Change  
Government of India

Welcome qwerty testing Date : 1/6/2017

Your Application No. 4134544 is saved and available for future update..

General	Other	Fee	Product	Additional Details	W Comp./Disch.	Air Emission	Documents
General Details							
Consent Type:	CTO						
Consent For:	air						
Consent From:	25/04/2017						
Consent To:	25/04/2017						
Certificate For :	new						
Industry Details							
Industry Name:	qwerty testing						
Industry Address (Plot No./Village Name./ Patwari Halka No.):*	789						
City:	panchkula						
Pin Code:	12345						
Category:	ORANGE Previous Category : Same as above						
Industry Type:	Hot mix plants Previous Industry Type : Same as above						
Scale of Industry :	Small						
Status:	Operational						
Date of Commisioning:	12/12/2013						
Registration/License No.:	123456						

After login, you can click at the tab 'Inprogress Applications' and at application number you want to edit or fill details, whatever you have collected. At this stage, if you are again unable to fill all the details, then you can again save your application as 'inprogress'. It can be for any number of times

Online Consent Management & Monitoring System  
Ministry of Environment, Forest and Climate Change  
Government of India

Home Consent Management Laboratory Management BMW HWM Annual Report CESS Management E-Waste Logout

Apply For Consent  
Industry Profile  
Change Password  
Delete Application  
Online Payment Transactions

Welcome qwerty testing Date : 16/2017

Send us your feedback and suggestions  
click here for any kind complaints or query

**In-progress Application** Completed Application Regular Inspection

*In-Progress.CTE application will not be edit or submit.*

Application No.	Application Date	Application For	Industry Name	Application Type	Certificate For
3466755	11/11/2016 10:41	air	qwerty testing	CTO	new
4213672	01/06/2017 11:46	air	qwerty testing	CTO	new
4134544	25/04/2017 12:55	air	qwerty testing	CTO	new

Pollution Control Board, Copyright © 2009 All Rights Reserved.

# Now click tab 'Edit' and fill the details one by one

The screenshot displays the Online Consent Management & Monitoring System (OCMMS) interface. The page title is "Online Consent Management & Monitoring System" under the Ministry of Environment, Forest and Climate Change, Government of India. The navigation menu includes Home, Consent Management, Laboratory Management, BMW, HWM, Annual Report, CESS Management, E-Waste, and Logout. The sidebar contains links for Apply For Consent, Industry Profile, Change Password, Delete Application, and Online Payment Transactions. The main content area features a table with columns for General, Other, Fee, Product, Additional Details, W Comp./Disch., Air Emission, and Documents. The table lists various application details such as Air Emission, Stack Details, Fuel Consumption Details, Flue Gas Emission Quality Parameters, Process Emission Details, Process Emission Quality Parameters, and D.G. Sets Details. An "Edit" button is located below the table, and a red arrow points from the text above to this button.

General	Other	Fee	Product	Additional Details	W Comp./Disch.	Air Emission	Documents
				Air Emission			Action
				Stack Details			View
				Fuel Consumption Details			View
				Flue Gas Emission Quality Parameters			View
				Process Emission Details			View
				Process Emission Quality Parameters			View
				D.G. Sets Details			View

- After the next button user can see a form for consent. User need to fill up all the details. And the next important tab is Documents. Go to this tab and see the option upload and delete. Upload is for uploading documents and delete is for deleting the already uploaded documents.

The screenshot shows a web browser window with the URL `164.100.194.5:15000/OCMMS/indApplicationDetails/saveConsent#country7`. The page features a navigation menu on the left with options: [Apply For Consent](#), [Industry Profile](#), and [Change Password](#). Below the menu is a green box with the text "Send us your feedback and suggestions" and a "click here for any kind complaints or query" button. The main content area has a header with a tree image, a "Welcome Prashant" message, and a date "Date : 16-3-2013". A red warning message reads: "Any applicant knowingly giving incorrect informati...". Below this is a tabbed interface with tabs for "Other", "Fee", "Product", "Additional Details", "W Comp./Disch.", "Air Emission", and "Documents". The "Documents" tab is active, showing a table with two rows: "Upload Required Documents" and "Delete Saved Documents", each with "Upload" and "Delete" buttons. Below the table are instructions for document upload, including steps like "Click link 'Upload' to upload the document" and "Click 'Save' button to upload the document". At the bottom, there is a "Do You Want To Save The Application as" section with radio buttons for "Completed" and "In Progress", a note about saving to HSPCB official, and a "Save" button. The Windows taskbar at the bottom shows the time as 1:14 AM on 3/16/2013.

- Document checklist window, upload the documents here, and if any required document is not mentioned in the check list then click the save button.

The screenshot displays the Online Consent Management & Monitoring System (OCMMS) interface. The main dashboard includes a navigation menu with options like Laboratory Management, BMW, HWM, Annual Report, CESS Management, E-Waste, and Logout. The 'Documents' tab is active, showing a 'Documents Details' section with an 'Upload' button circled in red. Below this, there are instructions for uploading documents and a 'Save' button at the bottom.

Document Applicable For	Document Name	Document Path
CTO	Latest analysis reports for effluent/ Air emissions Noise level of DG sets (required at the time of regular consent to operate & renewal of consent to operate).	Choose File No file chosen
CTO	C.A. Certificate regarding capital investment cost w.r.t. land building, plant and machinery of the proposed project.	Choose File No file chosen
CTO	Any other document 1	Choose File No file chosen
CTO	Any other document 2	Choose File No file chosen
CTO	Copy of agreement with Hazardous waste TSDF/ Authorized recycler and shall check the documents during his field inspection. (in case unit covered under HWM Rules)	Choose File No file chosen
CTO	Hard Jamabandi or Intd. whichever is applicable. Allotment letter in case of Industrial area.	Choose File No file chosen

**Documents Details**

Upload Required Documents **Upload** Delete Saved Documents Delete

**\* Instructions:**

- Click link "Upload" to upload the document
- Click "Browse" to select the document
- You can select multiple documents at the same time
- Select all the documents by clicking "Browse" button
- Select all the documents by clicking "Browse" button
- Click "Save" button to upload the document
- Message "Document successfully uploaded" will be displayed

Do You Want To Save The Application as  Completed  In Progress

**\*\*Note:** Select Completed to submit your application to HSPCB official Select In-Progress to keep application in your account for future editing

Save

- If user want to save this application in his account for making some changes in application, user need to save this application by selecting “In progress”(at the bottom of page).
- But if user think the application is complete then user can select button ‘completed’ and followed by ‘save’.



How can user make a Payment

# Through Internet Banking

- After save the application 'completed', user can see the a new page of application :

The screenshot displays the Haryana State Pollution Control Board's Online Consent Management & Monitoring System. The page features a navigation menu on the left with options like 'Apply For Consent', 'Industry Profile', and 'Online Payment Transactions'. The main content area includes a header with the system name and logos, a navigation bar, and a table of application details. A red arrow points to the 'Online' payment mode option.

Merchant Name:	HPCB
Application Id:	4134544 <a href="#">Review Application Form</a>
Applied For:	CTO - air - new
Payable Amount(in Rs.):	12500.0 ₹
Select your Payment Mode:	<input checked="" type="radio"/> Online

Buttons: Proceed, Back

- On this page user can see their application no., amount, application form and type of application CTO
- And type of payment mode  
Online (**Internet Banking, Credit/Debit Card**)

Select and then 'proceed'.

If user select the ONLINE MODE, then user can see the brief details of their application & a dropdown. The option to choose bank (Punjab National Bank) only:

The screenshot displays a web browser window with the URL `hrocmms.nic.in/OCMMS/indApplicationDetails/paymentOption`. The page header includes the Haryana State Pollution Control Board logo and the text "Online Consent Management & Monitoring System" under the Ministry of Environment, Forest and Climate Change, Government of India. A welcome message "Welcome qwerty testing" and the date "Date : 1-6-2017" are visible.

The main content area is titled "Make Payment" and contains two sections:

- Please verify your Details**

Application Id :	4134544
Applied For :	CTO - air - new
PRN No. :	521469500
Payable Amount(in Rs.) :	12500.0 ₹
- Select your payment mode and click 'Submit'**
  - Net Banking/Credit/Debit Cards

Buttons: [Submit](#) [Back](#)

A red arrow points to the "Submit" button in the payment mode selection section.

Footer: Pollution Control Board, Copyright © 2009 All Rights Reserved .

# Check your details of payment and then submit :

The screenshot displays the 'Make Payment' interface of the Haryana State Pollution Control Board's Online Consent Management & Monitoring System. The page header includes the HSPCB logo, the system name, and the Ministry of Environment, Forest and Climate Change, Government of India. The date is 1-6-2017. The 'Make Payment' section is divided into two parts: 'Please verify your Details' and 'Select your payment mode and click 'Submit''. The 'Please verify your Details' section contains the following information:

Application Id :	4134544
Applied For :	CTO - air - new
PRN No. :	521469500
Payable Amount(in Rs.) :	12500.0 ₹

The 'Select your payment mode and click 'Submit'' section has a radio button selected for 'Net Banking/Credit/Debit Cards' and two buttons: 'Submit' and 'Back'. A red arrow points to the 'Please verify your Details' section.

Pollution Control Board, Copyright © 2009 All Rights Reserved .

# Selecting Net banking, Credit/ Debit Card

Haryana State Pollution Control Board

Reference No : 521469500  
Amount : 12500.00

CARDS

NET BANKING

Pay using

For Maestro cards, please enter Expiry Date and CVV no. if available or else ignore and proceed.

Credit card  Debit card

Select Credit Card Option : --Select--

PAY NOW

[Cancel](#)

Powered by

Your transaction is processed through a secure 2048 bit https internet connection based on secure socket layer technology. For security purposes, your following details have been logged.

IP address 112.196.19.130 and access time Thu Jun 01 12:10:40 IST 2017.

Copyright © 2014 TechProcess Payment Services Ltd. All rights reserved.

After this process a receipt will be generated by the system and application submitted to the Board:



The screenshot shows a web browser window with the address bar displaying `hrocmms.nic.in/OCMMS/indApplicationDetails/popChallan/1198970`. The page title is "Untitled Document - Google Chrome". The main content area displays an "On-line Payment Receipt" for application 1198970. The receipt details are as follows:

On-line Payment Receipt	
UTR/Reference No.	140722i45450188
Depositor Name	Kapil Singla
Application No.	1198970
Name and Address of Industry	Hind Industries , Village Sukhdarshanpur Raipurani Road District Panchkula, DERABASSI, PANCHKULA
Name of Regional Office	Panchkula
Applied For	CTO - both - reNew
Payment Date	2014-07-22 00:00:00.0
Payment Details	
CTO Both (Rs.)	3000.0
Total Amount Paid (Rs.)	3000.00
Transaction Status	Successfully Completed

Below the receipt details, there is a "Print" button and a "Back" button.

The Windows taskbar at the bottom shows the system tray with the time 4:41 PM and date 8/21/2014. The taskbar also displays icons for Internet Explorer, File Explorer, Google Chrome, Firefox, and a folder icon.







## When user received Observation/ Clarification

- When user submit the application to the board, then the submitted application is shown in 'completed application' tab of the industry ID. If some observation is raised by the board, it is received in complete application and is shown by a symbol  as shown by arrow in next page. If industry has replied of that observation then the symbol becomes as . It is shown in the next slide :



click here for any kind complaints or query

Recent Applications  All Applications

Pending Application		Completed Application				
<a href="#">185199</a>	10-07-2013 02:16	Air/Water	PARIKRAMA (Group Housing Colony)	CTE	new	
<a href="#">172888</a>	05-07-2013 03:02	water/HWM	Prashant	CTO	new	 true
<a href="#">170224</a>	29-06-2013 01:42	both	ADIE BROWSON DISTILLERS AND BOTTLEERS PRIVATE LIMIT	CTO	new	
<a href="#">169335</a>	28-06-2013 06:59	both	A B Grain Spirits Pvt. Ltd.	CTO	new	
<a href="#">168437</a>	16-06-2013 03:51	Air/Water	Govind fuels	CTE	new	
<a href="#">158595</a>	01-07-2013 12:09	water	Shiv Gorakh Nath Polytechnic	CTO	reNew	
<a href="#">146927</a>	21-05-2013 06:46	Air/Water	M/s Om Sai Ram Foods	CTE	new	
<a href="#">37504</a>	30-01-2013 11:38	Air/Water	Mahadev Screening Plant	CTE	new	



-  Applications Still in progress.
-  Completed Applications.
-  Observation raised on this application.
-  Reply to Observation raised on this application has been made.
-  Inspection raised on this application.

To submit reply of Observation click on Symbol Shown by arrow :

SPCB Industry Home

164.100.194.5:15000/OCMMS/indUser/openIndustryHome#country2

Haryana State Pollution Control Board

Online Consent Management & Monitoring System

Government of India  
Ministry of Environment & Forest

Home Consent Management Laboratory Management Waste Management CESS Management Knowledge Base Logout

Apply For Consent  
Industry Profile  
Change Password

Welcome Prashant Date : 29-7-2013

Send us your feedback and suggestions

click here for any kind complaints or query

In-progress Application		Completed Application				
Application No	Submission Date	Application For	Application Type	Certificate For	Status	Application/ Certificate Status
<a href="#">172831</a>	29-06-2013 02:09	both/HWM	CTO	new	Returned View Return Reason	
<a href="#">175593</a>	02-07-2013 02:17	Air/Water/HWM	CTE	new	Returned View Return Reason	
<a href="#">172888</a>	05-07-2013 03:02	water/HWM	CTO	new	In-Progress	

Instructions:-

means Clarification or Show Cause Notice raised on Application

means reply to Clarification or Show Cause Notice raised on Application has been made

A new window will open :

In this window industry can see the observation and also make a reply in the notes block and industry can attach a document which is related to observation. And then select save.

**Online Consent Management & Monitoring System**  
Government of India  
Ministry of Environment & Forest  
सत्यमेव जयते

Management Waste Management CESS Management Knowledge Base Logout

Date : 3-8-2013

Application No	Submission Date	Application For	Application Type	Certificate For	Status	Application/ Certificate Status
172831	29-06-2013 02:09	both/HWM	CTO	new	Returned View Return Reason	
175593	02-07-2013 02:17	Air/Water/HWM	CTE	new	Returned View Return Reason	
172888	05-07-2013 03:02	water/HWM	CTO	new	In-Progress	

Instructions:-

- means Clarification or Show Cause Notice raised on Application
- means reply to Clarification or Show Cause Notice raised on Application has been made

Modal Window Fields:

- Date Time: 12-07-2013 02:49
- Notice Type: Clarification
- Description: helo
- Notes:
- Upload Document:  No file chosen
- \*Upload only non-editable files as Gif,pdf or Jpg files
-

- And when industry receive any clarification/ show cause first time then submitted application goes to editable mode. Now industry should click on the application number and the application will open, then user can see a 'edit' button at bottom of application. Click on edit button. Then application goes to editable mode and you can make the changes according to the observation.

Then click on submit button. Application will be submitted to the board.

And now click on "C" (Observation symbol) and make reply regarding observation and save it.